

Middle Eastern Percussion

SULTAN DRUMS



SONOKINETIC

Sultan Drums

Middle Eastern Percussion

“From the Rhythms of the Nile to the Bosphorus ”

Sonokinetic © 2012



Built For Kontakt Player 5.7.1+ and compatible with Complete Kontrol and NKS



Sultan Drums

Without a doubt, touching one of these instruments is magical. There is energy in these drums that will instantly make you move. The individual & ensemble sounds instantly teleport you to a Nomadic desert setting, or to the heart of cities on the banks of the Nile or Bosphorus.

This is a collection we have been craving for and it completes a palette of Ethnic sounds to seamlessly integrate with our other instruments. Extending the Sonokinetic Ethnic sampling portfolio with a brand new instrument of Middle Eastern Percussion Ensembles.

This collection spans a wide variety of Middle Eastern drums and percussion instruments. With a focus on a balanced collection we decided to offer as many performance elements as we could with multi-articulated, round robin, multi-dynamic layered sampled instruments. Each instrument that can be found in 1 of the 10 styles are extensively multi-sampled to provide you with a complete composing tool. There's much to explore in this collection. Get yourself some inspiration from the top-notch performed percussion ensemble or build your own pallet of playable drums and percussion.

Sultan Drums ships with a user friendly and dedicated interface. It's designed to work intuitively and give you quick access to this large collection of samples. As a composer you know what you need and we strive to bring it to you fast. With the philosophy of investing our resources in unique and authentic musical culture, we believe that we managed to create another one-of-a-kind with "Sultan Drums"

All performances are recorded on location in the Middle East with highly schooled, dedicated and talented percussionists. Beating any MIDI performance, a musician will always bring an extra feel to the music that just isn't possible to recreate with a computer. Therefore Sonokinetic continue to believe in loops of dedicated performance sampling combined with multi-articulated instrument sampling.

We are very proud to have been working with some of the kindest and professional people in the business on this project. And we would like to dedicate this release to them.

Sticking to our awarded multi-sampling / performance capturing concepts and teaming up with the worlds greatest musicians, recording artist, programmers, designers and scripters we are proud to present to you:

"Sultan Drums"

We wish you the best inspiration and creativity.
Stick around... there's much more to come.

With warm regards,
The Sonokinetic Sultan Drums Production Team

CONTENT

1.3+ GB sample pool, 1100+ samples

Instruments: Asma Davul, Bass Darbuka, Bendir, Darbuka, Def, Erbane, Hollo, Kabuk, Kup, Parmak Zili, Shaker, Cymbals, Seadrum, rainmaker, rattle, goat bells, chimes, TamTam

Performance styles: Arap, Azari, Ciftetelli, Deve, Halay, Misket, Roman, Sufi, Turker, Wahde

Main Sultan Drums .nki with custom-built interface for layering and combining bespoke combinations of instruments within loops.

Bonus Sultan Drums Instruments .nki containing individual playable percussion samples with multi-sampled, round-robin hits.

FX: 100+ unique and cinematic percussion sound effects

Tempo-synced & ITM based grouping and mapping for all melodic performance elements. Available for Kontakt 4 Time Machine 2 and Kontakt 5 with Time Machine Pro

Automatic end hit function with multi-sampled, round-robin hits.

Fully controllable pitch, volume and pan for each instrument element within the interfaces

3 band EQ adjustment

Custom Impulse Response reverb setting with adjustable size and wetness

Sonokinetic Sultan Drums designed interface and artwork

Programmed by Son Thomsen

Open Kontakt format for complete user customization

End Users License Agreement (EULA)

Sultan Drums Reference document (PDF)

Artwork: "Sultan Drums" DVD cover. Designed by Pavel Fuksa

Files: Performance samples 44.1kHz, 16 BIT, Multi Samples 44.1 kHz, 24 Bit AIFF format


Created, performed and produced by Sonokinetic

THE MAIN INTERFACE



The main UI for Sultan Drums consists of a virtual keyboard at the top with 10 assignable sets of percussion loops. The individual instruments are pictured below that with their controls for pan, tune and volume.

Each set of loops (WAHDE, CIFTETELLI etc) can be assigned it's own octave of the keyboard. To do this first click an octave of the keyboard at the top of the interface...



...then click a set of loops on the scroll below to assign from the 10 available...



To reassign simply click a different set. To deactivate the loop / octave click again the set that is assigned. To demonstrate; in the example above you would click CIFTETELLI which would deactivate the selection completely.

The 4 instruments which are available for playback in the activated loop are pictured with their control sliders and dials (only ARAP loops have 5 instruments):



Each instrument can be retuned or panned individually using the TUNE and PAN dials. The VOL slider will adjust the volume of the instrument.



An instrument can be muted by clicking its graphic. Alternatively keyswitches C1 – G1 can mute / unmute instruments.

NB:
The active mapped style is underlined in **YELLOW** in the GUI keyboard mapper:




Keyswitches

Sultan Drums provides several colored key switches for easy recognition and control:

BLUE and **GREEN** keys trigger the sample loops. **BLUE** keys depict the playable range for the current set of loops and **GREEN** keys display the entire playable keyboard range of loops.



The 5 lower keyswitches indicate if an instrument is muted or not and can be pressed to mute / unmute individual instruments. Keys C-G correspond to instruments 1-5. **RED** indicates the instrument will play and **YELLOW** will mute. These keyswitches are velocity sensitive, press them softly to mute and hard to unmute an instrument. The mutes are saved with the pattern, so for instance you can set the pattern on the first note of a playing range to have only Bass Darbuka, and then the pattern on the second one to have more instruments active, when you return to the first note it will have remembered it only has Bass Darbuka etc. Do note that any changes made to the mutes will only be effected on the next trigger of a pattern, so the mutes are not immediate, rather you set up the instrumentation for the next played pattern with them.




Sliding panels

By default, the EQ and Reverb controls on the interface are hidden behind two sliding panels to provide more space in the main interface. Click on the decorative rim of the panels to open / close them.



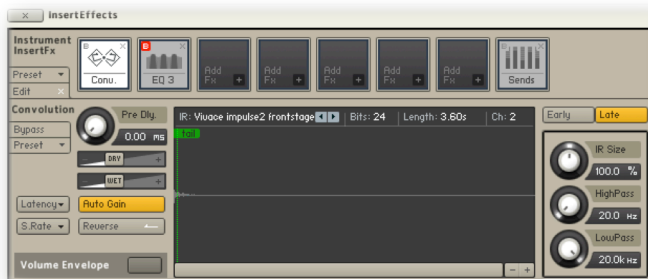
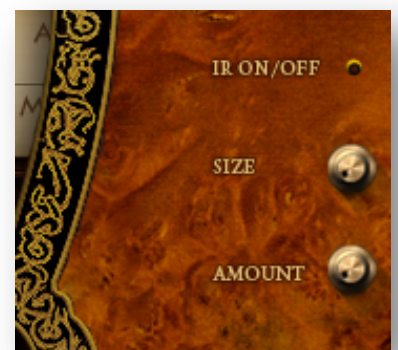
EQ

Click on the left-hand panel to access the EQ section: Use the three dials to adjust LOW, MID & HIGH dials to taste. Default frequencies are 250Hz, 1.4kHz & 7.5kHz. These can be easily adjusted by opening the Kontakt instrument editor and changing the frequencies in the Insert Effects panel (pictured below).



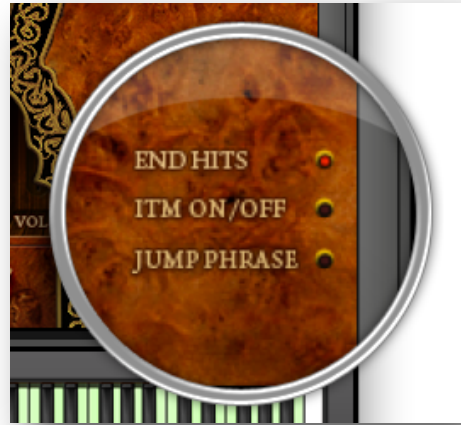
Impulse Response (IR)

Click on the right-hand panel to access to REVERB section: Sultan Drums comes with a bespoke reverb to simulate a realistic playing environment. Turn this on/off with the IR button. Adjust the start point of the reverb tail with the 'size' dial and the wetness of the reverb with the 'amount' dial. You can further customize or replace the IR within the Kontakt instrument editor Insert Effects panel (pictured below).



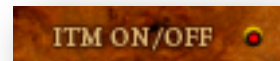
End Hits

Sultan Drums has an option to end a loop with a single percussion hit sample when the key is lifted. These samples vary on the performance that is playing. The hits will always play in time and are quantized to 16th notes. Use the END HIT button to turn this function on / off.



Intelligent Time Machine (ITM)

All the loops within Sultan Drums will sync within Kontakt to your host DAW tempo, however fast or slow.



The ITM function syncs loops to half-time or double-time when extreme tempo values are used. It is turned ON by default but you may prefer to have this function turned OFF so that the samples do not suddenly switch to half/double-time when manipulating large tempo changes.

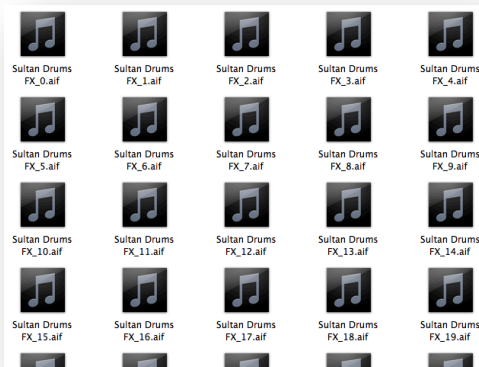
Jump in Phrase

You can 'jump' between loops on-the-fly without restarting each phrase by using the JUMP PHRASE button. Click the button ON to activate this. Most loops within Sultan Drums are 8 bars long. So for example: Trigger cue A which will start at bar 1. Release cue A after 2 bars and trigger cue B and you will hear that sample playback begins not at bar 1, but instead at bar 3, continuing the natural flow of the loop.



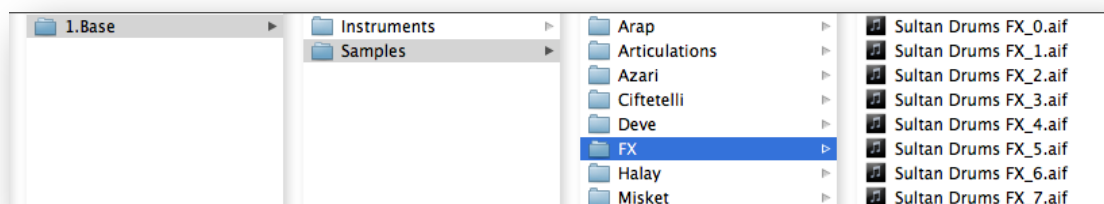
FX samples

Thanks to the generosity of our performers we came away with more percussion samples than we needed. Instead of deleting these samples we have included them as bonus content. These samples consist of a variety of instrumentation and are useful for special effects and augmenting your percussion sections.



120 exclusive samples can be found in the directory:

1.Base / Samples / FX /



INSTRUMENTS PATCH – MAIN INTERFACE



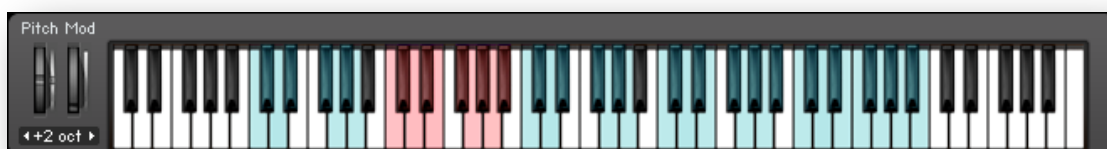
In addition to the hundreds of authentic loop recordings available within the main instrument, Sultan Drums is supplied with a secondary .nki instrument allowing you to play multi-sampled single hits.

The instrument features identical volume, tuning, pan, EQ and IR options as the main Sultan Drums instrument and they are accessed in the same way.

5 instrument slots are available to load a combination of 10 possible instruments. Click within a slot to choose it. Then click a percussion instrument graphic to assign that to the slot.

Keyboard layout

The 5 instrument slots are grouped across the keyboard in octaves as shown below. Each octave contains the same samples mapped twice to trigger keys, firstly beginning at C and secondly beginning at F#. The trigger key arrangement is repeated for each instrument on different octaves. This enables fast playing with two fingers on different notes. **BLUE** keys are trigger keys and **RED** keys indicate the currently selected instrument.



1st set: keys C - E

2nd set: keys F# - A#

Credits:

Turker Colak:

We like to give praise to this incredible
Musician who made Sultan Drums
A dream come true

For more insight on Turker please check:

<https://twitter.com/#!/turkercolak>

<http://www.turkercolak.com.tr>



...and a very special thanks to Ceyda Pirali

For more information check our website:

www.sonokinetic.net

Join us on facebook

<http://www.facebook.com/sonokinetic>

Follow us on twitter:

<http://twitter.com/sonotweet>

All the creative best,

Sonokinetic

for more information, check our website:

<https://www.sonokinetic.net/>

join us on Facebook

<https://www.facebook.com/Sonokinetic/>

follow us on twitter:

<https://twitter.com/sonotweet>

check out our Instagram:

<https://www.instagram.com/sonokinetic/>

watch our YouTube tutorial videos:

<https://www.youtube.com/user/sonokinetic>

access your own user area:

<https://users.sonokinetic.net/login.php>

... or if you have any questions

or any other Sonokinetic product, send us a support query at

<https://support.sonokinetic.net/>

all the creative best,

Sonokinetic BV

SONOKINETIC®